

Installer Connectors


222 Series - Lever Connectors

0.08 - 2.5mm² "s + st"

0.08 - 4mm² "f-st"

400V/4 kV/2[Ⓛ]

32A

 9 - 10mm "s" solid "st" stranded
"f-st" fine stranded




222-412
2-Conductor



222-413
3-Conductor




222-415
5-Conductor



1. Strip the conductor
9 - 10mm.



2. Open clamping unit using
the lever and insert the
conductor.



3. Lower the lever to close
the clamp to complete the
connection. **4.** To remove,
lift the lever and pull out the
conductor.



Easy testing, test point
on the top of the housing.